

OBJECTIVE

This model comprises two actively managed mixed-asset investment vehicles, including a mutual fund and an ETF, whose managers aim to outperform their respective benchmarks. Asset classes you could find in this portfolio are equities, government bonds, corporate bonds, alternatives, commodities and cash.

The portfolio seeks to generate modest returns higher than cash in the bank over the short to medium term (3 - 5 years or more) with potential for consistent though constrained capital growth. Portfolios will typically comprise 20% equity and 80% non-equity, though weightings may deviate within set parameters, allowing managers to react to market conditions.

PERFORMANCE TABLE GBP

Cumulative Return %				
1 Year	3 Year	5 Year	10 Year	Inception
5.97	19.18	12.23		14.35
Calendar Year Returns %			Annualised %	
2023	2024	YTD	Return	Volatility
5.94	5.97	0.00	2.33	4.04

Performance figures are net of TAM's investment management fee.

Performance is modelled from the inception date of the most recently launched constituent fund (14/09/2020).

PERFORMANCE TABLE EUR

Cumulative Return %				
1 Year	3 Year	5 Year	10 Year	Inception
3.60	14.40	6.06		8.64
Calendar Year Returns %			Annualised %	
2023	2024	YTD	Return	Volatility
5.14	3.60	0.00	1.18	4.19

Performance figures are net of TAM's investment management fee.

Performance is modelled from the inception date of the most recently launched constituent fund (08/09/2020).

PORTFOLIO INFORMATION

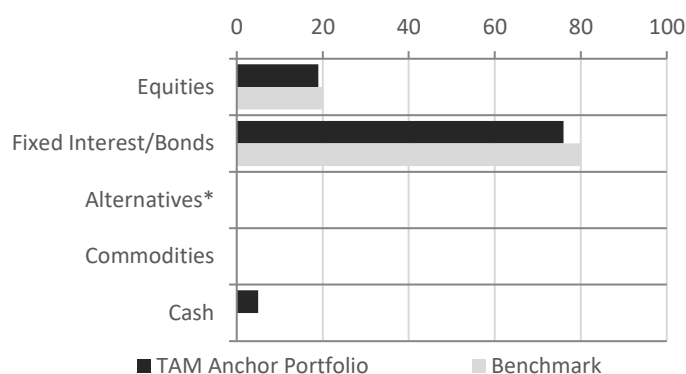
Portfolio Benchmark	Global EQ:FI 20:80
Inception Date	01 August 2025
Minimum Investment	Any size

Charges¹

TAM AMC	0.15%
TAM Platform Fee	0.25%
Underlying Fund Charge	0.28%

¹VAT will be added where applicable.

ASSET ALLOCATION



*The underlying assets within the selected funds may include alternatives.

TOP 5 HOLDINGS

Dimensional World Allocation 20/80 Acc GBP	50.0%
iShares Conservative Portfolio UCITS ETF GBP Hedged	50.0%
Total number of holdings	2

HOLDINGS EUR

Dimensional World Allocation 20/80 Acc EUR	50.0%
iShares Conservative Portfolio UCITS ETF EUR	50.0%
Total number of holdings	2

OBJECTIVE

This model comprises two actively managed mixed-asset investment vehicles, including a mutual fund and an ETF, whose managers aim to outperform their respective benchmarks. Asset classes you could find in this portfolio are equities, government bonds, corporate bonds, alternatives, commodities and cash.

The portfolio seeks to generate capital growth over the medium term (5 years or more), with the aim of riding out short-term fluctuations in value. Portfolios will typically comprise 60% equity and 40% non-equity, though weightings may deviate within set parameters, allowing managers to react to market conditions.

PERFORMANCE TABLE GBP

Cumulative Return %				
1 Year	3 Year	5 Year	10 Year	Inception
8.61	29.03	23.69		28.61
Calendar Year Returns %			Annualised %	
2023	2024	YTD	Return	Volatility
10.27	8.61	0.00	4.34	6.97

Performance figures are net of TAM's investment management fee.

Performance is modelled from the inception date of the most recently launched constituent fund (14/09/2020).

PERFORMANCE TABLE EUR

Cumulative Return %				
1 Year	3 Year	5 Year	10 Year	Inception
4.72	27.18	21.40		28.21
Calendar Year Returns %			Annualised %	
2023	2024	YTD	Return	Volatility
12.16	4.72	0.00	3.96	7.85

Performance figures are net of TAM's investment management fee.

Performance is modelled from the inception date of the most recently launched constituent fund (08/09/2020).

PORTFOLIO INFORMATION

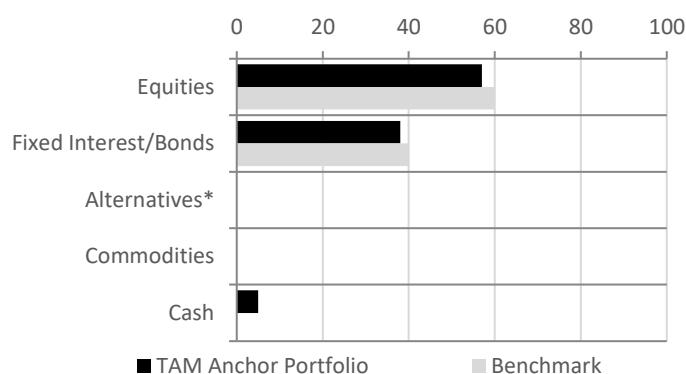
Portfolio Benchmark	Global EQ:FI 60:40
Inception Date	01 August 2025
Minimum Investment	Any size

Charges¹

TAM AMC	0.15%
TAM Platform Fee	0.25%
Underlying Fund Charge	0.35%

¹VAT will be added where applicable.

ASSET ALLOCATION



*The underlying assets within the selected funds may include alternatives.

TOP 5 HOLDINGS

TAM Balanced C Institutional Acc GBP	50.0%
iShares Moderate Portfolio UCITS ETF GBP Hedged	50.0%
Total number of holdings	2

HOLDINGS EUR

TAM Balanced A Retail Acc EUR	50.0%
iShares Moderate Portfolio UCITS ETF EUR	50.0%
Total number of holdings	2

OBJECTIVE

This model comprises two actively managed mixed-asset investment vehicles, including a mutual fund and an ETF, whose managers aim to outperform their respective benchmarks. Asset classes you could find in this portfolio are equities, government bonds, corporate bonds, alternatives, commodities and cash.

The portfolio seeks to generate strong capital growth over the long term (7 years or more) and can experience potentially frequent and higher levels of volatility. The portfolio will have a large exposure to equities - typically comprising 80% equity and 20% non-equity - though weightings may deviate within set parameters, allowing managers to react to market conditions.

PERFORMANCE TABLE GBP

Cumulative Return %				
1 Year	3 Year	5 Year	10 Year	Inception
10.94	42.64	47.90		58.77
Calendar Year Returns %			Annualised %	
2023	2024	YTD	Return	Volatility
15.06	10.94	0.00	8.14	10.01

Performance figures are net of TAM's investment management fee.

Performance is modelled from the inception date of the most recently launched constituent fund (14/09/2020).

PERFORMANCE TABLE EUR

Cumulative Return %				
1 Year	3 Year	5 Year	10 Year	Inception
7.58	39.84	44.13		58.28
Calendar Year Returns %			Annualised %	
2023	2024	YTD	Return	Volatility
16.22	7.58	0.00	7.58	10.75

Performance figures are net of TAM's investment management fee.

Performance is modelled from the inception date of the most recently launched constituent fund (08/09/2020).

PORTFOLIO INFORMATION

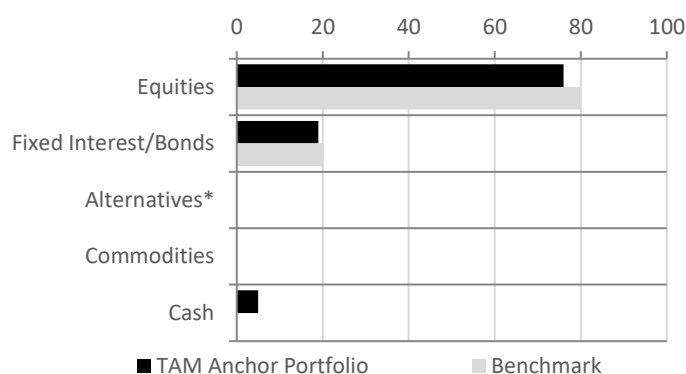
Portfolio Benchmark	Global EQ:FI 80:20
Inception Date	01 August 2025
Minimum Investment	Any size

Charges¹

TAM AMC	0.15%
TAM Platform Fee	0.25%
Underlying Fund Charge	0.30%

¹VAT will be added where applicable.

ASSET ALLOCATION



*The underlying assets within the selected funds may include alternatives.

TOP 5 HOLDINGS

Dimensional World Allocation 80/20 Acc GBP	50.0%
iShares Growth Portfolio UCITS ETF GBP Hedged	50.0%
Total number of holdings	2

HOLDINGS EUR

Dimensional World Allocation 80/20 Acc EUR	50.0%
iShares Growth Portfolio UCITS ETF EUR	50.0%
Total number of holdings	2