

OBJECTIVE

This portfolio comprises a wide range of diversified investment vehicles including unit trusts, mutual funds and exchange traded funds (ETFs), whose managers aim to outperform their respective markets. Asset classes you could find in this portfolio are equities, government bonds, corporate bonds, alternatives, commodities and cash. Absolute return, multi-asset and property may all feature within the alternatives classification.

Active Defensive seeks to generate modest returns higher than cash in the bank over the short to medium term (3 to 5 years or more) with potential for consistent though constrained capital growth. The portfolio has a more defensive approach to equity exposure compared to Active Cautious - typically comprising 10% equity and 90% non-equity - though weightings may deviate within set parameters, allowing our managers to react to market conditions.

RATINGS

TAM RISK RATING: **LOW**

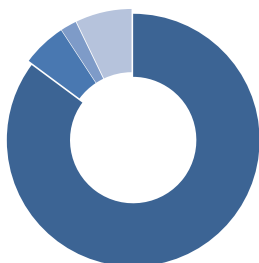
2

PERFORMANCE

Cumulative Return %				
1 Year	3 Year	5 Year	10 Year	Inception
1.38	(3.03)	7.18	N/A	16.80
Calendar Year Returns %			Annualised %	
2023	2024	2025 YTD	Return	Volatility
2.66	1.45	0.24	1.60	4.51

All performance figures are net of TAM's investment management fee.

REGIONAL EXPOSURE %

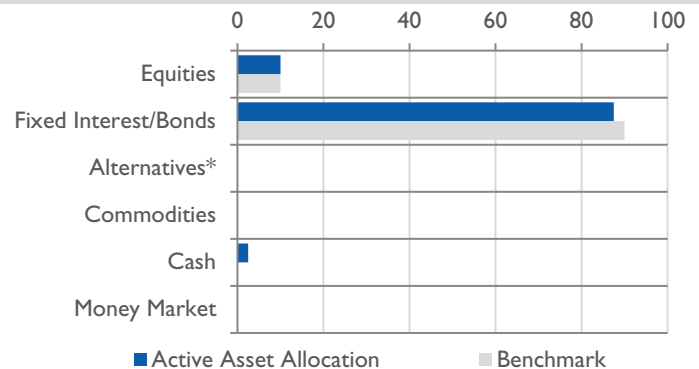


■ Global
■ US
■ EM & Asia
■ UK

PORTFOLIO INFORMATION

Portfolio Benchmark	Bloomberg Global EQ:F1 10:90
Inception Date	01 January 2012
Accessibility	Direct, Pension, Life Bond, Trust
Suggested Investment Horizon	3 to 5 Years+
Minimum Investment	EUR 7,500
Underlying Fund TER	0.39%

ASSET ALLOCATION %



*Absolute return, multi-asset and property may all feature within the alternatives classification.

TOP 5 HOLDINGS

1. Vanguard Global Bond Index	30.00%
2. Atlantic House Dynamic Duration Fund	19.00%
3. JP Morgan Global Bond Opportunities Fund	15.00%
4. Capital Group Global Corporate Bond Fund	14.50%
5. Vanguard UK Government Bond Index Fund	7.00%
Top 5 holdings as % of whole portfolio	85.50%
Total number of holdings	8

OBJECTIVE

This portfolio comprises a wide range of diversified investment vehicles including unit trusts, mutual funds and exchange traded funds (ETFs), whose managers aim to outperform their respective markets. Asset classes you could find in this portfolio are equities, government bonds, corporate bonds, alternatives, commodities and cash. Absolute return, multi-asset and property may all feature within the alternatives classification.

Active Cautious seeks to generate modest capital growth higher than bond based returns over the short to medium term (3 to 5 years or more) by employing a more cautious investment strategy than Active Balanced. The portfolio will have a modest approach to equity exposure - typically comprising 30% equity and 70% non-equity - though weightings may deviate within set parameters, allowing our managers to react to market conditions.

RATINGS

TAM RISK RATING: LOW TO MEDIUM

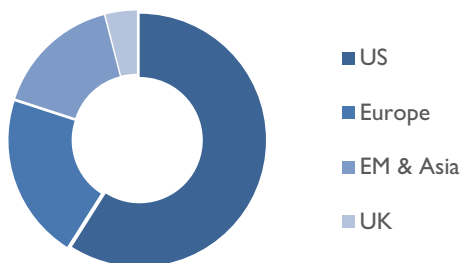
3

PERFORMANCE

Cumulative Return %				
1 Year	3 Year	5 Year	10 Year	Inception
2.06	2.35	24.18	N/A	32.44
Calendar Year Returns %			Annualised %	
2023	2024	2025 YTD	Return	Volatility
4.54	4.63	(0.19)	3.15	6.22

All performance figures are net of TAM's investment management fee.

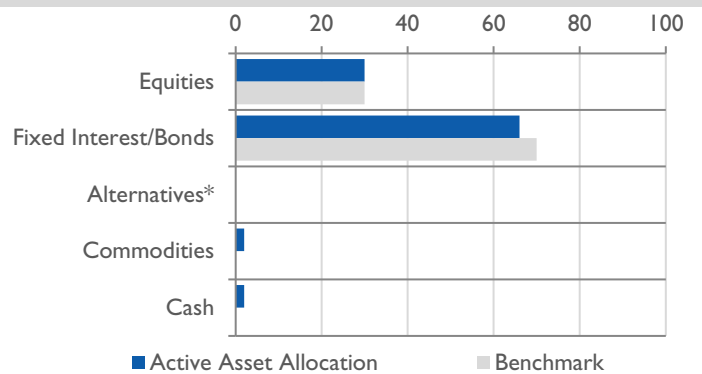
REGIONAL EXPOSURE %



PORTFOLIO INFORMATION

Portfolio Benchmark	Bloomberg Global EQ:FI 30:70
Inception Date	01 January 2010
Accessibility	Direct, Pension, Life Bond, Trust
Suggested Investment Horizon	3 to 5 Years+
Minimum Investment	EUR 7,500
Underlying Fund TER	0.49%

ASSET ALLOCATION %



*Absolute return, multi-asset and property may all feature within the alternatives classification.

TOP 5 HOLDINGS

1. Vanguard Global Bond Index	24.50%
2. JP Morgan Global Bond Opportunities Fund	12.50%
3. Capital Group Global Corporate Bond Fund	10.00%
4. Atlantic House Dynamic Duration Fund	7.00%
5. Vanguard US 500 Stock Fund	7.00%
Top 5 holdings as % of whole portfolio	61.00%
Total number of holdings	15

OBJECTIVE

This portfolio comprises a wide range of diversified investment vehicles including unit trusts, mutual funds and exchange traded funds (ETFs), whose managers aim to outperform their respective markets. Asset classes you could find in this portfolio are equities, government bonds, corporate bonds, alternatives, commodities and cash. Absolute return, multi-asset and property may all feature within the alternatives classification.

Active Balanced seeks to generate capital growth over the medium term (5 years or more), with the aim of riding out short-term fluctuations in value. The portfolio will have a more balanced approach to equity exposure compared to Active Growth - typically comprising 50% equity and 50% non-equity - though weightings may deviate within set parameters, allowing managers to react to market conditions.

RATINGS

TAM RISK RATING: MEDIUM

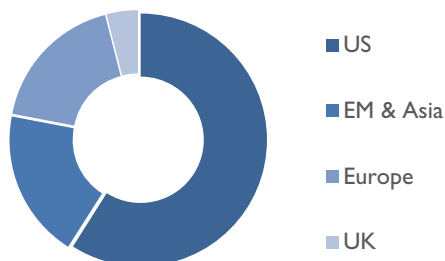
4

PERFORMANCE

Cumulative Return %				
1 Year	3 Year	5 Year	10 Year	Inception
2.78	6.73	33.95	30.28	97.99
Calendar Year Returns %			Annualised %	
2023	2024	2025 YTD	Return	Volatility
6.99	8.17	(0.79)	5.17	7.41

All performance figures are net of TAM's investment management fee.

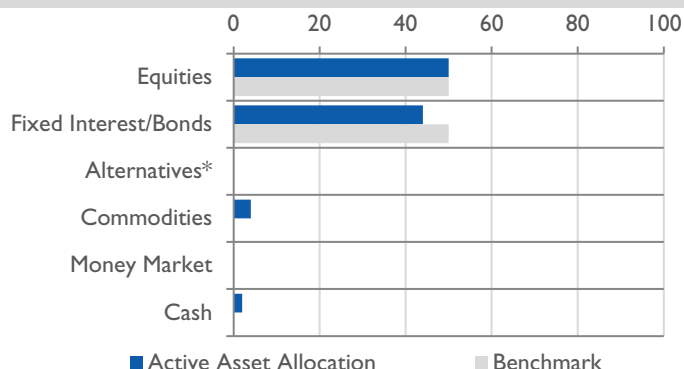
REGIONAL EXPOSURE %



PORTFOLIO INFORMATION

Portfolio Benchmark	Bloomberg Global EQ:F1 50:50
Inception Date	01 January 2014
Accessibility	Direct, Pension, Life Bond, Trust
Suggested Investment Horizon	5 Years+
Minimum Investment	EUR 7,500
Underlying Fund TER	0.51%

ASSET ALLOCATION %



*Absolute return, multi-asset and property may all feature within the alternatives classification.

TOP 5 HOLDINGS

1. Vanguard Global Bond Index Fund	19.50%
2. BlackRock Global Unconstrained Equity Fund	10.50%
3. Vanguard US500 Stock Index Fund	10.50%
4. JP Morgan Global Bond Opportunities Fund	10.00%
5. BNY Mellon US Equity Income Fund	7.00%
Top 5 holdings as % of whole portfolio	57.50%
Total number of holdings	15

OBJECTIVE

This portfolio comprises a wide range of diversified investment vehicles including unit trusts, mutual funds and exchange traded funds (ETFs), whose managers aim to outperform their respective markets. Asset classes you could find in this portfolio are equities, government bonds, corporate bonds, alternatives, commodities and cash. Absolute return, multi-asset and property may all feature within the alternatives classification.

Active Growth seeks to generate higher capital growth over the medium to long-term (5 to 7 years or more), by employing a more dynamic investment strategy. The portfolio will have a higher exposure to equities compared to Active Balanced - typically comprising 70% equity and 30% non-equity - though weightings may deviate within set parameters, allowing managers to react to market conditions.

RATINGS

TAM RISK RATING: MEDIUM TO HIGH

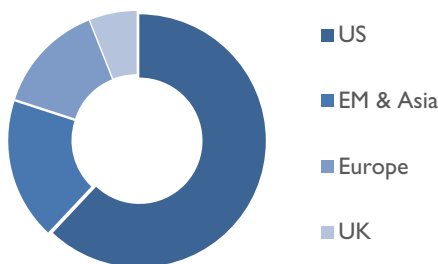
5

PERFORMANCE

Cumulative Return %				
1 Year	3 Year	5 Year	10 Year	Inception
3.40	11.30	47.20	42.52	62.56
Calendar Year Returns %			Annualised %	
2023	2024	2025 YTD	Return	Volatility
9.43	12.23	(1.83)	4.62	9.93

All performance figures are net of TAM's investment management fee.

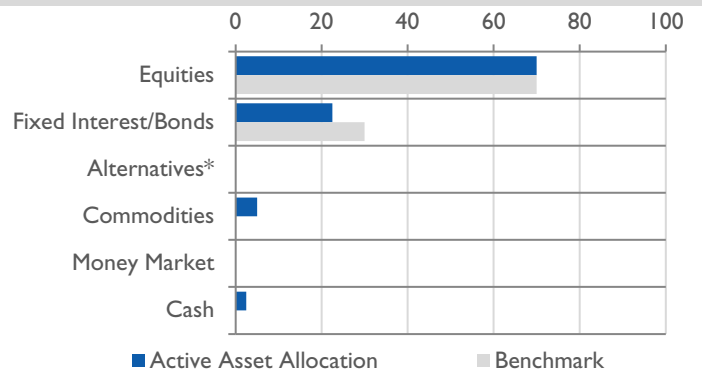
REGIONAL EXPOSURE %



PORTFOLIO INFORMATION

Portfolio Benchmark	Bloomberg Global EQ:F1 70:30
Inception Date	01 March 2014
Accessibility	Direct, Pension, Life Bond, Trust
Suggested Investment Horizon	5 to 7 Years+
Minimum Investment	EUR 7,500
Underlying Fund TER	0.58%

ASSET ALLOCATION %



*Absolute return, multi-asset and property may all feature within the alternatives classification.

TOP 5 HOLDINGS

1. Vanguard US500 Stock Index Fund	16.50%
2. iShares Developed World Index Fund	12.00%
3. BNY Mellon US Equity Income Fund	11.00%
4. BlackRock Global Unconstrained Equity Fund	7.00%
5. JP Morgan Global Bond Opportunities Fund	7.00%
Top 5 holdings as % of whole portfolio	53.50%
Total number of holdings	16

OBJECTIVE

This portfolio comprises a wide range of diversified investment vehicles including unit trusts, mutual funds and exchange traded funds (ETFs), whose managers aim to outperform their respective markets. Asset classes you could find in this portfolio are equities, government bonds, corporate bonds, alternatives, commodities and cash. Absolute return, multi-asset and property may all feature within the alternatives classification.

Active Adventurous seeks to generate strong capital growth over the long-term (7 years or more) and can experience potentially frequent and higher levels of volatility than Active Growth. The portfolio will have a large exposure to equities - typically comprising 90% equity and 10% non-equity - though weightings may deviate within set parameters, allowing managers to react to market conditions.

RATINGS

TAM RISK RATING: HIGH

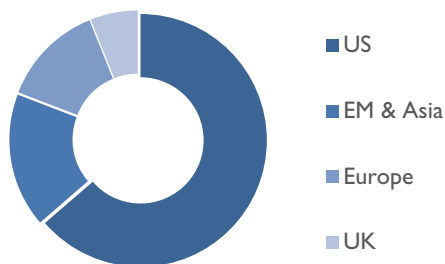
6

PERFORMANCE

Cumulative Return %				
1 Year	3 Year	5 Year	10 Year	Inception
3.79	13.00	53.89	41.43	70.40
Calendar Year Returns %			Annualised %	
2023	2024	2025 YTD	Return	Volatility
10.87	14.95	(2.56)	4.85	11.69

All performance figures are net of TAM's investment management fee.

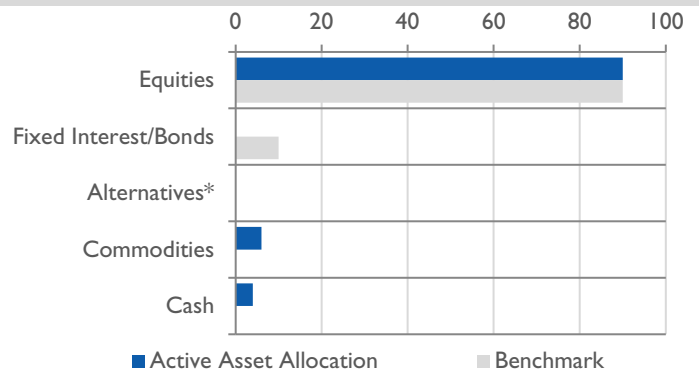
REGIONAL EXPOSURE %



PORTFOLIO INFORMATION

Portfolio Benchmark	Bloomberg Global EQ:FI 90:10
Inception Date	01 January 2016
Accessibility	Direct, Pension, Life Bond, Trust
Suggested Investment Horizon	7 Years+
Minimum Investment	EUR 7,500
Underlying Fund TER	0.55%

ASSET ALLOCATION %



*Absolute return, multi-asset and property may all feature within the alternatives classification.

TOP 5 HOLDINGS

1. Vanguard US500 Stock Index Fund	19.00%
2. iShares Developed World Index Fund	17.00%
3. BNY Mellon US Equity Income Fund	14.50%
4. BlackRock Global Unconstrained Equity Fund	8.00%
5. Hermes Global Emerging Markets Fund	8.00%
Top 5 holdings as % of whole portfolio	66.50%
Total number of holdings	10

TAM Asset Management International Ltd | Nexteracom Tower 1, Ebene, 72201, Mauritius | +230 454 6400 | www.tamint.com